

SPA 6 - 3.2 | VRLA Battery



Applications

- Uninterruptible Power Supplies (UPS)
- Electric Power Systems (EPS)
- Emergency backup power supplies
- Electronic apparatus and equipment
- Communication power supplies
- DC power supplies
- Auto control system

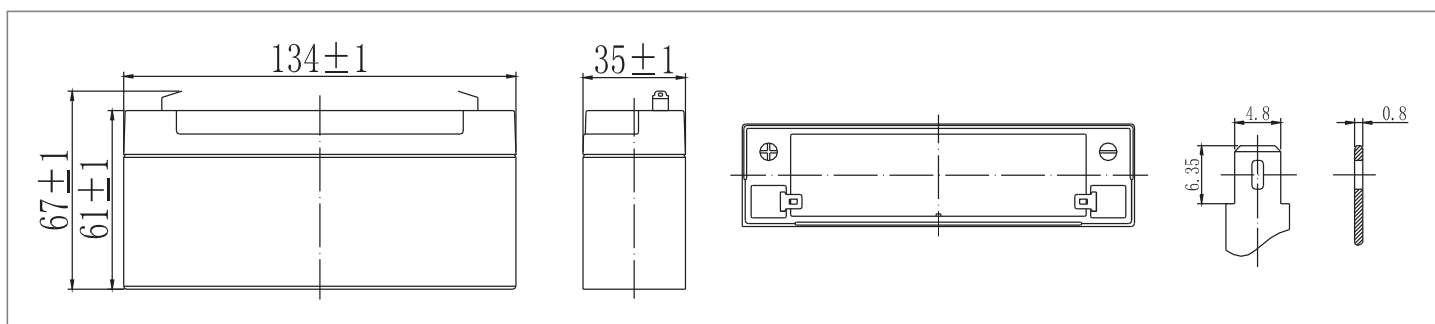
Specifications

Nominal Voltage	6 V	
Number of cells	3	
Design Life	10 years	
Dimensions	Length	134 mm
	Width	35 mm
	Height	61 mm
	Total Height	67 mm
Approx. Weight	0.62 kg	
Nominal Capacity (25°C)	20 hours rate (0.16 A, 5.25 V)	3.20 Ah
	10 hours rate (0.30 A, 5.25 V)	3.00 Ah
	5 hours rate (0.54 A, 5.25 V)	2.70 Ah
	1 hour rate (2.08 A, 4.80 V)	2.08 Ah
Max. Discharge Current (25°C)	48 A (5s)	
Max. Charging Current (25°C)	0.96 A	
Internal Resistance	28 mOhms	
Fully Charged battery (25°C)		
Self-Discharge (25°C)	3% of capacity declined per month (average)	
	Discharge	-15~50°C
	Charge	-10~50°C
Operating Temperature Range	Storage : -20~50°C	
Short Circuit Current	82.5 A	
Charge Methods:	Cycle use	2.40-2.45 Vpc
	Temperature compensation	-30 mV/°C
Constant Voltage Charge (25°C)	Standby use	2.25-2.30 Vpc
	Temperature compensation	-18 mV/°C

Battery Construction

Component	Positive Plate	Negative Plate	Container	Cover	Safety Valve	Terminal	Separator	Electrolyte
Raw material	Lead dioxide	Lead	ABS	ABS	Rubber	Copper	Fiberglass	Sulfuric acid

Dimensions



Constant Current Discharge (Amperes) at 25°C

End Voltage (Volts/Cell)	5 min	10 min	15 min	30 min	1 h	2 h	3 h	4 h	5 h	10 h	20 h
1.60 V	12.2	7.68	6.08	3.39	2.08	1.14	0.82	0.65	0.55	0.30	0.16
1.65 V	11.8	7.45	5.93	3.32	2.05	1.13	0.81	0.65	0.55	0.30	0.16
1.70 V	11.3	7.14	5.72	3.22	2.00	1.12	0.81	0.64	0.55	0.30	0.16
1.75 V	10.8	6.84	5.52	3.14	1.96	1.10	0.80	0.64	0.54	0.30	0.16
1.80 V	10.2	6.45	5.23	3.03	1.90	1.08	0.78	0.62	0.53	0.29	0.16

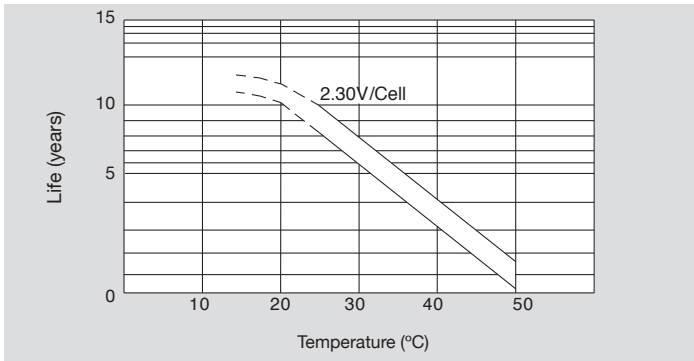
Constant Power Discharge (Watts) at 25°C

End Voltage (Volts/Cell)	5 min	10 min	15 min	30 min	1 h	2 h	3 h	4 h	5 h	10 h	20 h
1.60 V	67.9	43.3	34.7	19.4	12.0	6.65	4.85	3.89	3.31	1.81	0.97
1.65 V	65.8	42.0	33.8	19.0	11.9	6.61	4.82	3.86	3.29	1.81	0.97
1.70 V	63.1	40.3	32.6	18.5	11.6	6.55	4.79	3.84	3.27	1.80	0.97
1.75 V	60.4	38.6	31.5	18.0	11.3	6.45	4.75	3.81	3.25	1.79	0.96
1.80 V	57.0	36.4	29.8	17.4	11.0	6.29	4.61	3.70	3.15	1.75	0.94

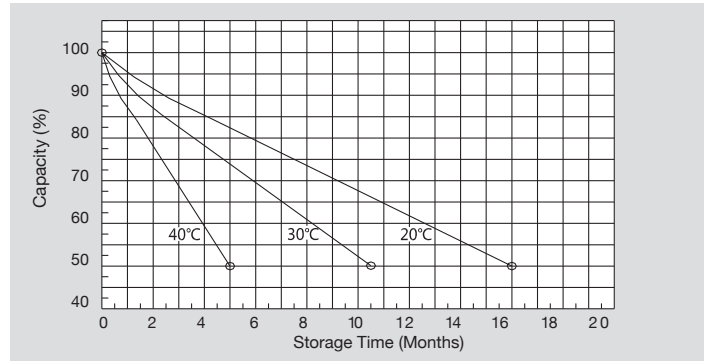
(Note) The above characteristics data are average values obtained within three charge/discharge cycles.

SPA 6 - 3.2 | VRLA Battery

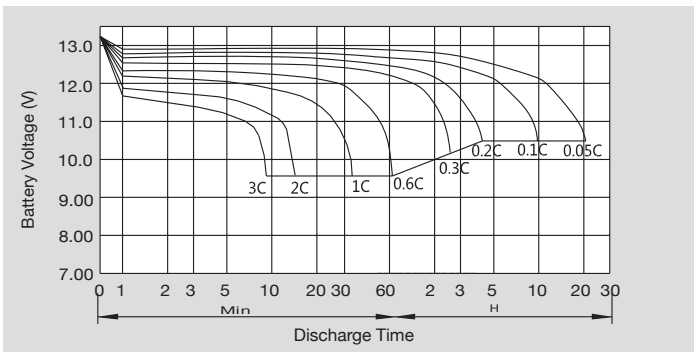
Temperature Effects on Float Life



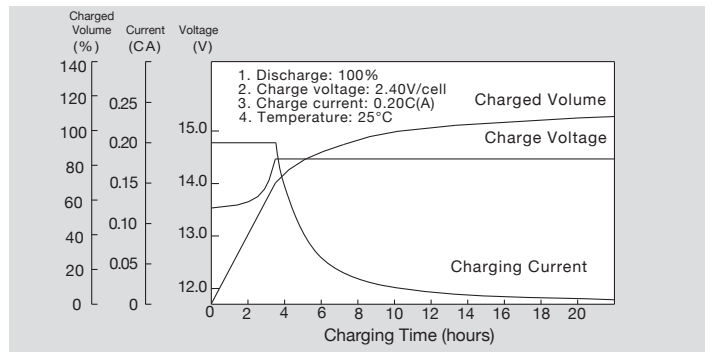
Self Discharge Characteristics



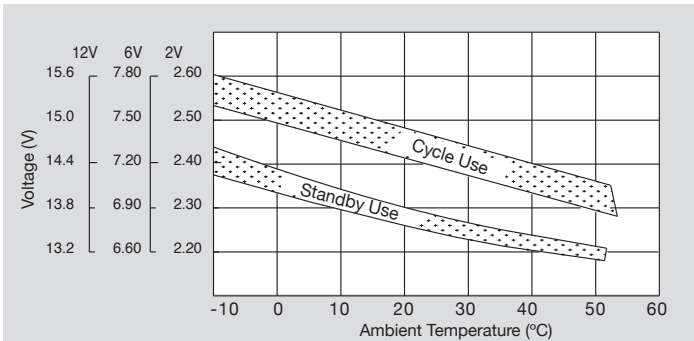
Discharge Characteristics (25°C)



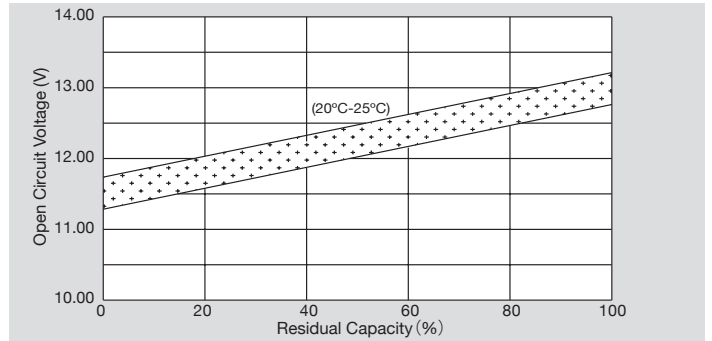
Constant Voltage Charging Characteristic 25°C



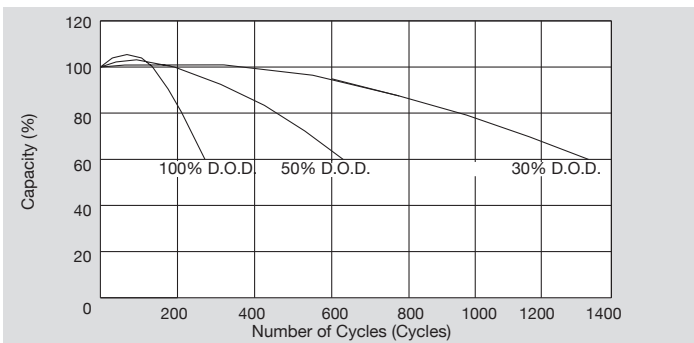
Relationship Between Charging Voltage and Temperature



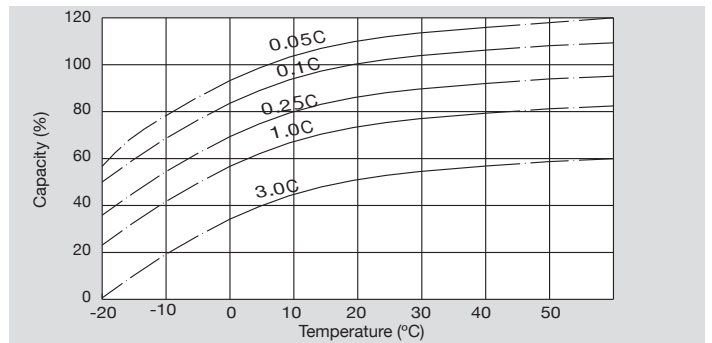
Relationship Between Open Circuit Voltage and Residual Capacity (25°C)



Cycle Service Life in Relation to Depth of Discharge



Temperature Effects on Capacity



SYSTEMS SUNLIGHT S.A.

Headquarters

2 Ermou & Nikis Str., Syntagma Sq.
105 63 Athens, Attica, Greece

T +30 210 6245400 F +30 210 6245409

European Manufacturing Plant

672 00 Neo Olvio, Xanthi, Greece

T +30 25410 48100 F +30 25410 95446

Global Service Department

90 Tatoiou Str.

136 73 Acharnes, Attica, Greece

T +30 210 6245600 F +30 210 6245619

