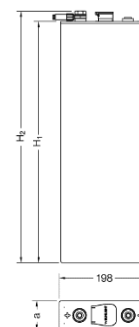


Technical Characteristics

Capacity (Ah), C120 (1,85 V/cell, 20°C)	721
Capacity (Ah), C10 (1,80 V/cell, 20°C)	516
Number of plates (+) per cell	4
Floating voltage set point (V/cell)	2,23
Recommended Boost Charge Voltage (V/cell)	2,40
Recommended End of Discharge voltage for 10-hr rate (V/cell)	1,80
Short circuit current (A)	3190
Internal resistance (mOhm/cell)	0,63
Number of cycles at 60% depth of discharge (20°C)	2000
Self-discharge rate per month at 20 °C	Approx. 2,5%
Dimensions in mm (LxWxH1/H2)	
H1 = Height to the lid	198 x 101 x 613 x 637
H2 = Height to the pole	
Weight (kg)	Wet: 30,5 / Dry: 21,0
Type of poles	M10
Recommended Temperature	10°C - 30°C



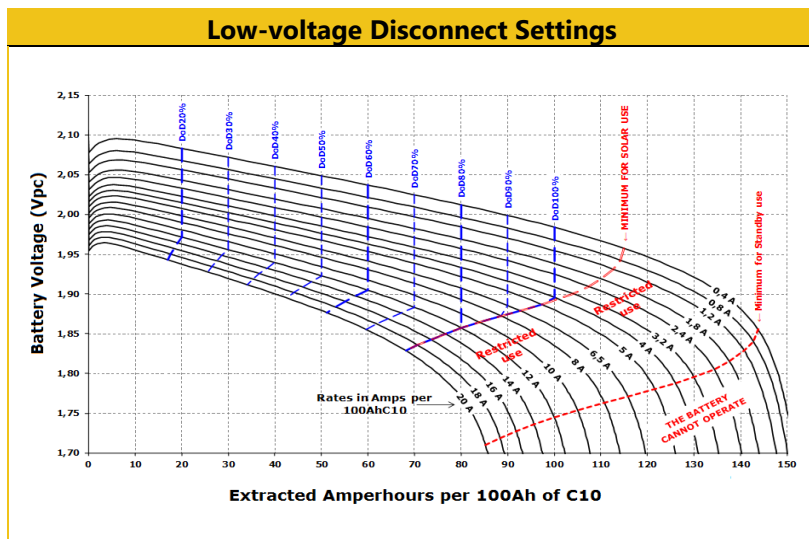
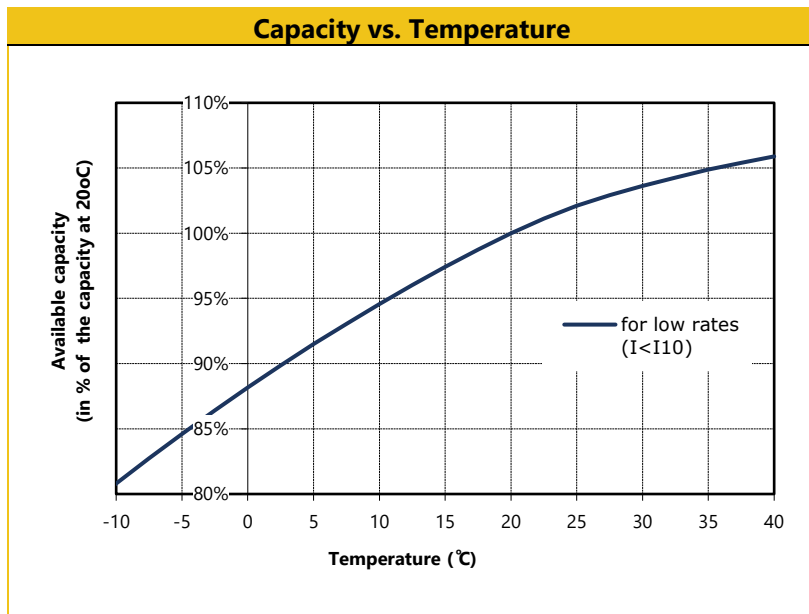
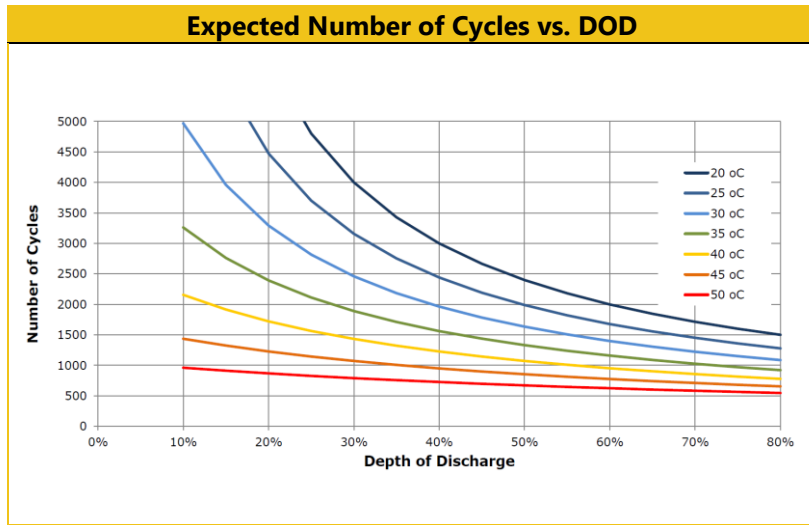
*All dimensions and weights shown are subject to manufacturing tolerances.

Constant Current Discharge in A (at 20°C)

End Voltage (V/cell)	Discharge Time										
	10 h	12 h	20 h	24 h	48 h	50 h	72 h	100 h	120 h	168 h	240 h
1,80 V	51,6	44,9	30,0	25,8	14,3	13,8	9,99	7,38	6,23	4,52	3,20
1,83 V	49,4	43,1	28,9	25,0	14,0	13,5	9,77	7,25	6,12	4,45	3,16
1,85 V	47,4	41,4	28,0	24,2	13,6	13,1	9,56	7,11	6,01	4,38	3,11
1,90 V	40,4	35,5	24,3	21,1	12,2	11,8	8,65	6,50	5,52	4,07	2,91
1,92 V	36,6	32,3	22,3	19,5	11,4	11,0	8,13	6,14	5,23	3,87	2,78
2,00 V	18,3	16,5	12,2	10,9	6,87	6,67	5,13	3,96	3,41	2,54	1,83

Constant Power Discharge in W/cell (at 20°C)

End Voltage (V/cell)	Discharge Time										
	10 h	12 h	20 h	24 h	48 h	50 h	72 h	100 h	120 h	168 h	240 h
1,80 V	96,6	84,5	57,1	49,4	27,8	26,9	19,6	14,6	12,4	9,04	6,45
1,83 V	92,8	81,3	55,3	47,9	27,2	26,3	19,2	14,3	12,2	8,91	6,37
1,85 V	89,4	78,5	53,5	46,5	26,5	25,7	18,8	14,1	12,0	8,79	6,29
1,90 V	77,0	67,9	47,0	41,0	23,9	23,1	17,1	13,0	11,1	8,20	5,91
1,92 V	70,3	62,1	43,3	37,9	22,4	21,7	16,2	12,3	10,5	7,82	5,66
2,00 V	36,0	32,6	24,3	21,8	13,9	13,5	10,4	8,11	6,98	5,24	3,80



*Sunlight Group reserves the right to change or revise without notice any information or detail given in this publication.