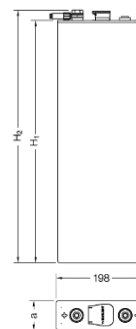


Technical Characteristics

Capacity (Ah), C120 (1,85 V/cell, 20°C)	310
Capacity (Ah), C10 (1,80 V/cell, 20°C)	212
Number of plates (+) per cell	3
Floating voltage set point (V/cell)	2,23
Recommended Boost Charge Voltage (V/cell)	2,40
Recommended End of Discharge voltage for 10-hr rate (V/cell)	1,80
Short circuit current (A)	1700
Internal resistance (mOhm/cell)	1,19
Number of cycles at 60% depth of discharge (20°C)	2000
Self-discharge rate per month at 20 °C	Approx. 2,5%
Dimensions in mm (LxWxH1/H2)	
H1 = Height to the lid	198 x 83 x 408 x 432
H2 = Height to the pole	
Weight (kg)	Wet: 15,4 / Dry: 10,0
Type of poles	M10
Recommended Temperature	10°C - 30°C



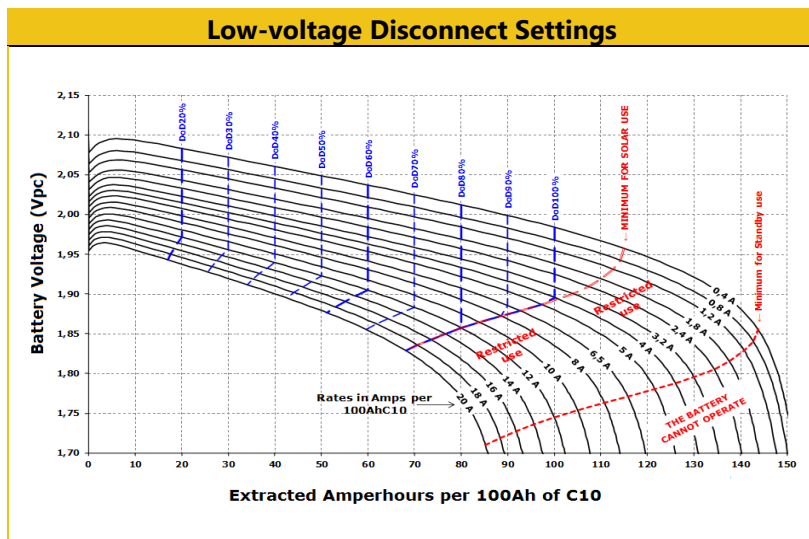
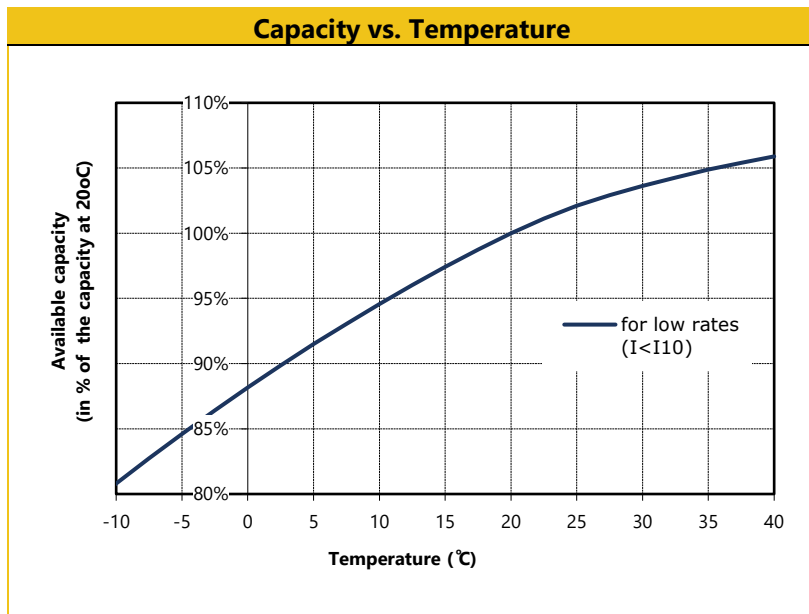
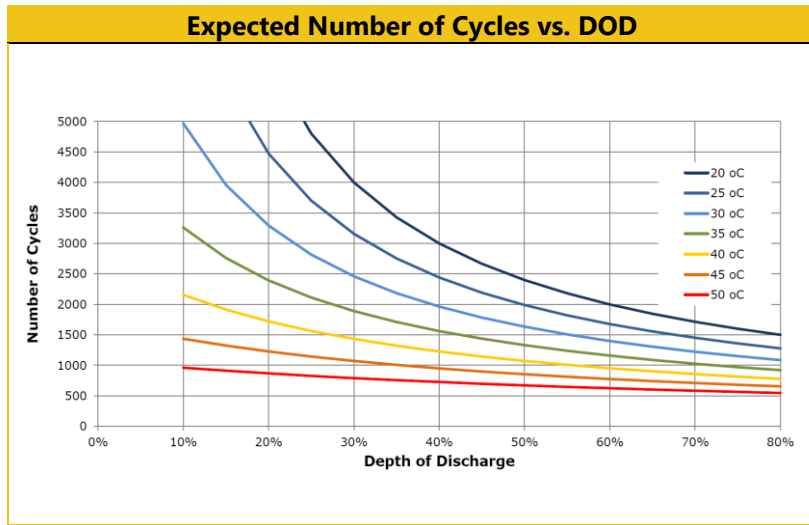
*All dimensions and weights shown are subject to manufacturing tolerances.

Constant Current Discharge in A (at 20°C)

End Voltage (V/cell)	Discharge Time										
	10 h	12 h	20 h	24 h	48 h	50 h	72 h	100 h	120 h	168 h	240 h
1,80 V	21,2	18,5	12,4	10,7	6,00	5,80	4,22	3,15	2,67	1,96	1,40
1,83 V	20,6	18,0	12,1	10,5	5,89	5,69	4,15	3,10	2,63	1,93	1,38
1,85 V	20,0	17,5	11,8	10,2	5,77	5,57	4,07	3,04	2,58	1,90	1,36
1,90 V	17,7	15,5	10,6	9,16	5,24	5,07	3,73	2,80	2,39	1,76	1,27
1,92 V	16,4	14,4	9,84	8,55	4,93	4,76	3,52	2,65	2,26	1,68	1,21
2,00 V	8,80	7,83	5,59	4,93	2,99	2,90	2,18	1,68	1,44	1,07	0,78

Constant Power Discharge in W/cell (at 20°C)

End Voltage (V/cell)	Discharge Time										
	10 h	12 h	20 h	24 h	48 h	50 h	72 h	100 h	120 h	168 h	240 h
1,80 V	40,2	35,1	23,8	20,6	11,7	11,3	8,30	6,23	5,30	3,91	2,81
1,83 V	39,1	34,2	23,3	20,2	11,5	11,1	8,16	6,13	5,22	3,85	2,77
1,85 V	38,0	33,3	22,7	19,7	11,3	10,9	8,03	6,04	5,14	3,80	2,74
1,90 V	33,9	29,8	20,5	17,8	10,3	10,0	7,39	5,60	4,78	3,55	2,57
1,92 V	31,5	27,8	19,2	16,7	9,74	9,43	7,00	5,31	4,54	3,38	2,45
2,00 V	17,4	15,5	11,1	9,85	6,03	5,85	4,44	3,43	2,94	2,20	1,61



*Sunlight Group reserves the right to change or revise without notice any information or detail given in this publication.